

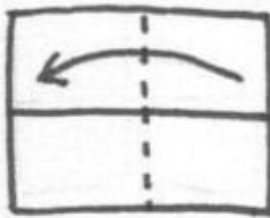
how to make a mini zine



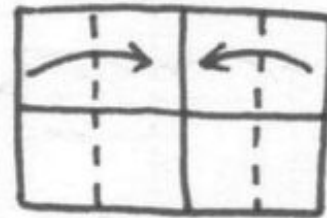
take a sheet of $8\frac{1}{2} \times 11$ paper



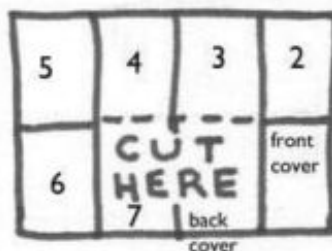
fold in half along the length



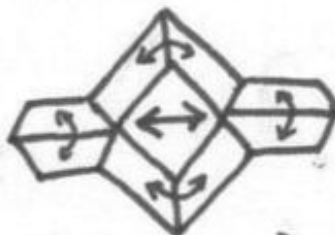

fold in half along the width



use scissors to cut the middle



fold both edges in to the middle



(top view)

fold the paper length-wise, and press out the center cut so that it



there you have it! looks like a plus sign

COPY and DISTRIBUTE!

